

FORCES

2016 PRODUCT CATALOGUE





SALOMON WAS BORN IN THE FRENCH ALPS IN 1947.
OUR PASSION FOR MOUNTAIN SPORT PROGRESSION, PRODUCT DEVELOPMENT,
QUALITY, AND CRAFTSMANSHIP DRIVES US TO CREATE PROGRESSIVE GEAR
TO ENABLE FREEDOM AND HELP YOU CHALLENGE YOURSELF IN THE MOUNTAINS.



FROM PAST TO PRESENT

SALOMON'S FOOTWEAR HISTORY

For 20 years, Salomon innovations have revolutionized the footwear market. Building upon our mountain heritage, Salomon has developed these innovations through experience in hiking, adventure racing, and trail running. Now, Salomon is bringing their iconic fit and performance to products dedicated to the specific needs of military, safety, and law enforcement professionals.

"What fascinates me, is what I am going to do tomorrow."

- George Salomon



SALOMON FORCES RANGE

Soldiers and professionals need dedicated equipment to operate in hostile environments, beginning with footwear. In addition to year-round comfort, outstanding traction in changing terrain, footwear for military and law enforcement must be stable, durable enough for intense conditions, and provide complete weather protection. Salomon's line of Forces Footwear for 2016 includes specific versions of some of our highest performance models, dedicated to the needs of professionals in the field.



ASSAULT



SPEEDCROSS
Fast in all conditions



SPEED ASSAULT
Fast & protection



XA PRO 3D LOW
365 days versatility



XA PRO 3D MID
Active with confidence

MOUNTAIN



JUNGLE ULTRA
Warm & wet ready



QUEST 4D
Robust & dynamic

EXTREME COLD WEATHER



TOUNDRA MID WP
Warm until -40°C/-40F



TOUNDRA PRO CSWP
Same performance, new look

CONTAGRIP®

Contagrip® is Salomon's branded grip technology. Originally developed in 1994 for Mountaineering Boots, Contagrip® has evolved into a broad range of different sole solutions, incorporated into every sport category we make. Developed and tested in collaboration with elite athletes, Contagrip® is a mix of compound, density, and lug geometry to ensure grip, durability and lightweight, optimized for each practice and each surface.



FIT TECHNOLOGIES

When military personnel train and deploy, their feet become flatter and wider the longer they stay out in the field. Combine that with the blisters, calluses and bunions that develop over many miles of training, and it's no surprise that proper fit is universally listed as the most important benefit of a tactical shoe.

QUICKLACE™

Easy-on, easy-off system for a secure and customized fit.



SENSIFIT™

Wraps the foot from the midsole to the lace system, providing a stable and precise fit.



CHASSIS TECHNOLOGIES

When you move train and deploy in uneven, varying terrain, having a platform that provides stability and cushioning is critical. Salomon has developed different chassis constructions developed for different terrain and uses, ensuring stability, cushioning, and comfort, while letting you move dynamically.

3D CHASSIS

Stability & propulsion for mountain terrain

AVAILABLE ON **XA PRO 3D**



4D CHASSIS

Foot control & protection with active comfort

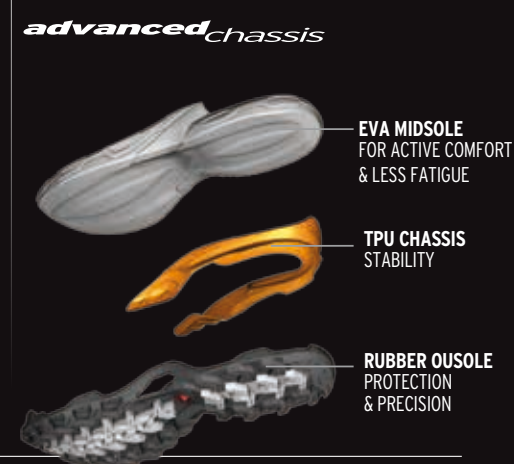
AVAILABLE ON **QUEST 4D**



ADVANCED CHASSIS

STABILITY, FOOT CONTROL & PROTECTION

AVAILABLE ON **JUNGLE ULTRA**



GORE-TEX® TECHNOLOGY

In rain, snow or ice - GORE-TEX® Insulated Comfort is highly insulating with inner lining that protects your feet from the cold and keeps them comfortably warm. The GORE-TEX® membrane delivers durable waterproofness. Your feet stay dryer and warmer.



AEROTHERM® INSULATION

Higher performance insulation with less weight and less bulk. Aerotherm® is a high performance insulation technology that resists compression and keeps feet warm up to -40°C / -40°F. The lightweight and performance come from Nanotechnology that traps 90% air into the construction. It weighs less, is much thinner, and insulates better than other technologies. Aerotherm® is available in our most extreme winter footwear.

Salomon utilizes different high-loft insulation technologies adapted for specific uses and different conditions. They are all light, thin and close to the foot for warmth, comfort and fit.



T° COMFORT

Temperature at which a static person will not have cold feet

-30°C
-22°F

T° LIMIT

Temperature at which a low-active person will not have cold feet

-40°C
-40°F

(eg: walking)

T° EXTREME

Temperature at which the raw material is efficient.

-78°C
-109°C

ASSAULT

The lightest tactical shoes for fast assaults, combining lightweight, weather protection and dynamic comfort.



FORCES - ASSAULT

SPEEDCROSS 3 FORCES

Salomon's iconic SpeedCross Trail running shoes feature lightweight and precise fit, with aggressive grip in all conditions. Ideal for training and fast assaults in mud, wet, and snowy conditions.



MEN

UK	EUR	US
6.5	40	7
7	40 ^{2/3}	7.5
7.5	41 ^{1/3}	8
8	42	8.5
8.5	42 ^{2/3}	9
9	43 ^{1/3}	9.5
9.5	44	10
10	44 ^{2/3}	10.5
10.5	45 ^{1/3}	11
11	46	11.5
11.5	46 ^{2/3}	12
12	47 ^{1/3}	12.5
12.5	48	13
13.5	49 ^{2/3}	14


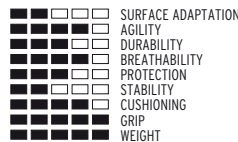


L37348300
BLACK | BLACK | AUTOBAHN

M+S
contagrip®

LT
LIGHTWEIGHT
MUSCLE

Ortholite®



WEIGHT* UPPER

310 G | 10,9 OZ (SIZE UK 8.5)
TEXTILE • ANTI-DEBRIS MESH • STEALTH DESIGN & PRINTINGS • WATER RESISTANT TEXTILE • NON-REFLECTIVE MATERIALS • MUD GUARD • SENSIFIT™ • QUICKLACE™ • MID FEATHER CONSTRUCTION • LACE POCKET

LINING

LINING MATERIAL: TEXTILE

SOLE CONSTRUCTION

OUTSOLE: MUDDSNOW NON-MARKING CONTAGRIP®
MIDSOLE: MOLDED EVA • LIGHTWEIGHT MUSCLE • INJECTED EVA
SOCKLINER: EVA SHAPED FOOTBED • MOLDED EVA • ORTHOLITE®
STACK HEIGHT: 20MM/ 9MM

*WEIGHT : Please note that communicated weights are approximate.

The outsole is unique color, depending on the color of the shoe (black or gum).

FORCES - ASSAULT

SPEED ASSAULT

Super-lightweight with ankle protection and outstanding grip, the SPEED ASSAULT is ready for any warm weather and wet operation. From desert deployment to jungle training camps, it will follow any need of speed and lightness.



MEN

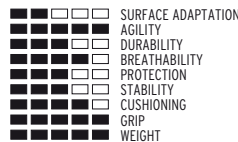
UK	EUR	US
6.5	40	7
7	40 ^{2/3}	7.5
7.5	41 ^{1/3}	8
8	42	8.5
8.5	42 ^{2/3}	9
9	43 ^{1/3}	9.5
9.5	44	10
10	44 ^{2/3}	10.5
10.5	45 ^{1/3}	11
11	46	11.5
11.5	46 ^{2/3}	12
12	47 ^{1/3}	12.5
12.5	48	13
13.5	49 ^{2/3}	14



L37949900
BURRO | BURRO | ABSOLUTE BROWN-X

contagrip®

Ortholite®



WEIGHT* UPPER

320 G | 11,3 OZ (SIZE UK 8.5)
ANTI-DEBRIS MESH • NON-REFLECTIVE MATERIALS • STEALTH DESIGN & PRINTINGS • SENSIFIT™ • QUICKLACE™ • FELL RUNNING LAST • WELDED SENSIFIT™ • STRETCH HEEL COLLAR • LACE POCKET • GUSSETED TONGUE

LINING

LINING MATERIAL: TEXTILE

SOLE CONSTRUCTION

OUTSOLE: LOW PROFILE • NON MARKING CONTAGRIP®
MIDSOLE: INJECTED EVA
SOCKLINER: EVA SHAPED FOOTBED • MOLDED EVA • ORTHOLITE®
STACK HEIGHT: 12MM/ 6MM

*WEIGHT : Please note that communicated weights are approximate.

The outsole is unique color, depending on the color of the shoe (black or gum).

FORCES - ASSAULT

XA PRO 3D FORCES

Legendary in Adventuring for its precision and stability, the low-cut XA PRO 3D FORCES has a breathable upper and a 3D Chassis for underfoot protection. This shoe crosses over from gym to mission.



MEN

UK	EUR	US
6.5	40	7
7	40 ^{2/3}	7.5
7.5	41 ^{1/3}	8
8	42	8.5
8.5	42 ^{2/3}	9
9	43 ^{1/3}	9.5
9.5	44	10
10	44 ^{2/3}	10.5
10.5	45 ^{1/3}	11
11	46	11.5
11.5	46 ^{2/3}	12
12	47 ^{1/3}	12.5
12.5	48	13
13.5	49 ^{2/3}	14



L.373490
BLACK | AUTOBAHN | BLACK



L.373491
NAVAJO | NAVAJO | NAVAJO

WEIGHT* UPPER

410 G | 14.5 OZ (SIZE UK 8.5)
ANTI-DEBRIS MESH • STEALTH DESIGN & PRINTINGS • NON-REFLECTIVE MATERIALS • MUD GUARD • PROTECTIVE RUBBER TOE CAP • FRICTION FREE LACE EYELET • SENSIFIT™ • QUICKLACE™ • HEEL FOAM • LACE POCKET • GUSSETED TONGUE

LINING

TEXTILE

SOLE CONSTRUCTION

OUTSOLE: NON MARKING CONTAGRIP®
CHASSIS: 3D ADVANCED CHASSIS™
MIDSOLE: COMPRESSED EVA • INJECTED EVA
SOCKLINER: EVA SHAPED FOOTBED • MOLDED EVA • ORTHOLITE®
STACK HEIGHT: 21MM/ 11MM

*WEIGHT : Please note that communicated weights are approximate.



Feature	Present
SURFACE ADAPTATION	Yes
AGILITY	Yes
DURABILITY	Yes
BREATHABILITY	Yes
PROTECTION	Yes
STABILITY	Yes
CUSHIONING	Yes
GRIP	Yes
WEIGHT	Yes



The outsole is unique color, depending on the color of the shoe (black or gum).

FORCES - ASSAULT

XA PRO 3D GTX® FORCES

This low cut, weatherproof adventure shoe has a stable, protective 3D Chassis and GORE-TEX® upper for all-weather comfort even when you step out of your vehicle. Goes from gym to mission to hot wash.



MEN

UK	EUR	US
6.5	40	7
7	40 ^{2/3}	7.5
7.5	41 ^{1/3}	8
8	42	8.5
8.5	42 ^{2/3}	9
9	43 ^{1/3}	9.5
9.5	44	10
10	44 ^{2/3}	10.5
10.5	45 ^{1/3}	11
11	46	11.5
11.5	46 ^{2/3}	12
12	47 ^{1/3}	12.5
12.5	48	13
13.5	49 ^{2/3}	14



L.373488
BLACK | BLACK | ASPHALT



L.373489
CAMO DARK KHAKI | IGUANA GREEN | NILE GREEN



Feature	Present
SURFACE ADAPTATION	Yes
AGILITY	Yes
DURABILITY	Yes
BREATHABILITY	Yes
PROTECTION	Yes
STABILITY	Yes
CUSHIONING	Yes
GRIP	Yes
WEIGHT	Yes



The outsole is unique color, depending on the color of the shoe (black or gum).

WEIGHT* UPPER

415 G | 14.6 OZ (SIZE UK 8.5)
ANTI-DEBRIS MESH • WATER RESISTANT TEXTILE • STEALTH DESIGN & PRINTINGS • NON-REFLECTIVE MATERIALS • MUD GUARD • PROTECTIVE RUBBER TOE CAP • FRICTION FREE LACE EYELET • ASYMMETRICAL LACING • SENSIFIT™ • QUICKLACE™ • HEEL FOAM • LACE POCKET • GUSSETED TONGUE

LINING

MEMBRANE: GORE-TEX® EXTENDED COMFORT FOOTWEAR
LINING MATERIAL: TEXTILE
LINING CONSTRUCTION: WATERPROOF BOOTIE CONSTRUCTION

SOLE CONSTRUCTION

OUTSOLE: NON MARKING CONTAGRIP®
CHASSIS: 3D ADVANCED CHASSIS™
MIDSOLE: COMPRESSED EVA • INJECTED EVA
SOCKLINER: EVA SHAPED FOOTBED • MOLDED EVA • ORTHOLITE®
STACK HEIGHT: 21MM/ 11MM

*WEIGHT : Please note that communicated weights are approximate.

FORCES - ASSAULT

XA PRO 3D MID FORCES

An Ideal hot weather assault boot, XA PRO 3D MID FORCES provides underfoot stability and ankle protection, with a breathable mesh upper and Quicklace™ system. Comfort and confidence for the entire mission.



■	■	□	SURFACE ADAPTATION
■	■	□	AGILITY
■	■	□	DURABILITY
■	■	□	BREATHABILITY
■	■	□	PROTECTION
■	■	□	STABILITY
■	■	□	CUSHIONING
■	■	□	GRIP
■	■	□	WEIGHT

The outsole is unique color, depending on the color of the shoe (black or gum).



MEN

UK	EUR	US
6.5	40	7
7	40 ^{2/3}	7.5
7.5	41 ^{1/3}	8
8	42	8.5
8.5	42 ^{2/3}	9
9	43 ^{1/3}	9.5
9.5	44	10
10	44 ^{2/3}	10.5
10.5	45 ^{1/3}	11
11	46	11.5
11.5	46 ^{2/3}	12
12.5	48	13



L37348600
BLACK | BLACK | ASPHALT



L38159400
BURRO | BURRO | BLACK

WEIGHT* UPPER

435 G | 15,3 OZ (SIZE UK 8.5)

ANTI-DEBRIS MESH • STEALTH DESIGN & PRINTINGS • NON-REFLECTIVE MATERIALS • MUD GUARD • PROTECTIVE RUBBER TOE CAP • SENSIFIT™ • QUICKLACE™ • HEEL FOAM • LACE POCKET • GUSSETED TONGUE

LINING

LINING MATERIAL: TEXTILE

SOLE CONSTRUCTION

OUTSOLE: NON MARKING CONTAGRIP®

CHASSIS: 3D ADVANCED CHASSIS™

MIDSOLE: DUAL DENSITY EVA • COMPRESSED EVA • INJECTED EVA

SOCKLINER: EVA SHAPED FOOTBED • MOLDED EVA • ORTHOLITE®


STACK HEIGHT: 21MM/ 11MM

*WEIGHT : Please note that communicated weights are approximate.

FORCES - ASSAULT

XA PRO 3D MID GTX® FORCES 2

Mid height and, fully waterproof with a GORE-TEX® membrane, the XA PRO 3D MID GTX FORCES lets you focus on the mission, not your feet. This bad weather assault boot provides ankle protection, underfoot stiffness, and fast, comfortable lacing system for great fit.



■	■	□	SURFACE ADAPTATION
■	■	□	AGILITY
■	■	□	DURABILITY
■	■	□	BREATHABILITY
■	■	□	PROTECTION
■	■	□	STABILITY
■	■	□	CUSHIONING
■	■	□	GRIP
■	■	□	WEIGHT

The outsole is unique color, depending on the color of the shoe (black or gum).



MEN

UK	EUR	US
6.5	40	7
7	40 ^{2/3}	7.5
7.5	41 ^{1/3}	8
8	42	8.5
8.5	42 ^{2/3}	9
9	43 ^{1/3}	9.5
9.5	44	10
10	44 ^{2/3}	10.5
10.5	45 ^{1/3}	11
11	46	11.5
11.5	46 ^{2/3}	12
12.5	48	13



L37348500
IGUANA GREEN | DARK KHAKI | IGUANA GREEN



L37348400
BLACK | BLACK | ASPHALT

WEIGHT* UPPER

450 G | 15,9 OZ (SIZE UK 8.5)

ANTI-DEBRIS MESH • STEALTH DESIGN & PRINTINGS • WATER RESISTANT TEXTILE • NON-REFLECTIVE MATERIALS • MUD GUARD • PROTECTIVE RUBBER TOE CAP • SENSIFIT™ • QUICKLACE™ • HEEL FOAM • LACE POCKET • GUSSETED TONGUE

LINING

MEMBRANE: GORE-TEX® PERFORMANCE COMFORT FOOTWEAR

LINING MATERIAL: TEXTILE

LINING CONSTRUCTION: WATERPROOF BOOTIE CONSTRUCTION

SOLE CONSTRUCTION

OUTSOLE: NON MARKING CONTAGRIP®

CHASSIS: 3D ADVANCED CHASSIS™

MIDSOLE: DUAL DENSITY EVA • COMPRESSED EVA • INJECTED EVA

SOCKLINER: EVA SHAPED FOOTBED • MOLDED EVA • ORTHOLITE®

STACK HEIGHT: 21MM/ 11MM

*WEIGHT : Please note that communicated weights are approximate.

MOUNTAIN

Light in weight but built to carry heavy weight in hostile mountain environments. Mountain tactical boots provide great support, traction and weather protection with outstanding comfort.





FORCES- MOUNTAIN

JUNGLE ULTRA

Developed to perform in warm environments, the JUNGLE ULTRA will provide stability with its Advanced Chassis(tm) and long-distance comfort with EVA midsole. Drainage holes, sipping and waterphobic foams will make this shoe the perfect partner for warm and water operations.



- SURFACE ADAPTATION
- AGILITY
- DURABILITY
- BREATHABILITY
- PROTECTION
- STABILITY
- CUSHIONING
- GRIP
- WEIGHT

The outsole is unique color, depending on the color of the shoe (black or gum).



MEN		
UK	EUR	US
6.5	40	7
7	40 ^{2/3}	7.5
7.5	41 ^{1/3}	8
8	42	8.5
8.5	42 ^{2/3}	9
9	43 ^{1/3}	9.5
9.5	44	10
10	44 ^{2/3}	10.5
10.5	45 ^{1/3}	11
11	46	11.5
11.5	46 ^{2/3}	12
12	47 ^{1/3}	12.5
12.5	48	13



L.37950100
BURRO | BURRO | ABSOLUTE BROWN-X



L.37950000
SAGE GREEN | NIGHT FOREST | NIGHT FOREST

WEIGHT*
UPPER

520 G | 18,3 OZ (SIZE UK 8.5)
ANTI-DEBRIS MESH • NUBUCK LEATHER • TEXTILE • WATER REPELLANT TEXTILE • NON-REFLECTIVE MATERIALS • STEALTH DESIGN & PRINTINGS • MUD GUARD • PROTECTIVE RUBBER HEEL CAP • PROTECTIVE RUBBER TOE CAP • HEEL STRAP • HEEL FOAM • CLOSED HOOKS • GUSSETED TONGUE

LINING
SOLE CONSTRUCTION

LINING MATERIAL: TEXTILE
OUTSOLE: NON MARKING CONTAGRIP® • SIPPING
CHASSIS: ADVANCED CHASSIS™
MIDSOLE: MOLDED SHANK • INJECTED EVA
SOCKLINER: EVA SHAPED FOOTBED • DIECUT ORTHOLITE • CLOSED-CELLS SOCKLINER
STACK HEIGHT: 27MM/ 16.5MM

*WEIGHT : Please note that communicated weights are approximate.

FORCES- MOUNTAIN

QUEST 4D FORCES

The new QUEST 4D FORCES is the choice for full mission profile with closed lace eyelets for MFF and Fast Rope. 4D Chassis gives you the support of a mountain boot, but still has the flexibility to take a knee or sprint to the target.



■	■	□	SURFACE ADAPTATION
■	■	□	AGILITY
■	■	□	DURABILITY
■	■	□	BREATHABILITY
■	■	□	PROTECTION
■	■	□	STABILITY
■	■	□	CUSHIONING
■	■	□	GRIP
■	■	□	WEIGHT



MEN

UK	EUR	US
6.5	40	7
7	40 ^{2/3}	7.5
7.5	41 ^{1/3}	8
8	42	8.5
8.5	42 ^{2/3}	9
9	43 ^{1/3}	9.5
9.5	44	10
10	44 ^{2/3}	10.5
10.5	45 ^{1/3}	11
11	46	11.5
11.5	46 ^{2/3}	12
12	47 ^{1/3}	12.5
12.5	48	13
13.5	49 ^{2/3}	14



L37347700
BLACK | BLACK | BLACK



L38159500
BURRO | BURRO | BLACK



L37348100
NAVAJO | NAVAJO | NAVAJO

WEIGHT* UPPER

650 G | 22.9 OZ (SIZE UK 8.5)
TEXTILE • ANTI-DEBRIS MESH • NUBUCK LEATHER • STEALTH DESIGN & PRINTINGS • NON-REFLECTIVE MATERIALS • PROTECTIVE RUBBER TOE CAP • MUD GUARD • PROTECTIVE RUBBER HEEL CAP • LACE BLOCKER • HEEL FOAM • CLOSED HOOKS • GUSSETED TONGUE

LINING SOLE CONSTRUCTION

LINING MATERIAL: TEXTILE • 3D MESH
OUTSOLE: NON MARKING CONTAGRIP®
CHASSIS: 4D ADVANCED CHASSIS™
MIDSOLE: MOLDED EVA
SOCKLINER: ORTHOLITE®
STACK HEIGHT: 28.5MM/17MM

*WEIGHT : Please note that communicated weights are approximate.

FORCES- MOUNTAIN

QUEST 4D GTX® FORCES

With a Gore-Tex® membrane and a stable 4D chassis, the QUEST 4D GTX FORCES gives you the support and grip of a mountain boot, but still has the flexibility to take a knee or sprint to the target in tough conditions.



■	■	□	SURFACE ADAPTATION
■	■	□	AGILITY
■	■	□	DURABILITY
■	■	□	BREATHABILITY
■	■	□	PROTECTION
■	■	□	STABILITY
■	■	□	CUSHIONING
■	■	□	GRIP
■	■	□	WEIGHT



MEN

UK	EUR	US
6.5	40	7
7	40 ^{2/3}	7.5
7.5	41 ^{1/3}	8
8	42	8.5
8.5	42 ^{2/3}	9
9	43 ^{1/3}	9.5
9.5	44	10
10	44 ^{2/3}	10.5
10.5	45 ^{1/3}	11
11	46	11.5
11.5	46 ^{2/3}	12
12	47 ^{1/3}	12.5
12.5	48	13
13.5	49 ^{2/3}	14



L37347800
BLACK | ASPHALT | BLACK



L38159600
BURRO | BURRO | BLACK



L37348200
NAVAJO | NAVAJO | NAVAJO

WEIGHT* UPPER

655 G | 23.1 OZ (SIZE UK 8.5)
TEXTILE • ANTI-DEBRIS MESH • NUBUCK LEATHER • STEALTH DESIGN & PRINTINGS • NON-REFLECTIVE MATERIALS • PROTECTIVE RUBBER TOE CAP • MUD GUARD • PROTECTIVE RUBBER HEEL CAP • LACE BLOCKER • HEEL FOAM • CLOSED HOOKS • GUSSETED TONGUE

LINING

MEMBRANE: GORE-TEX® PERFORMANCE COMFORT FOOTWEAR
LINING MATERIAL: TEXTILE • 3D MESH
LINING CONSTRUCTION: WATERPROOF BOOTIE CONSTRUCTION

SOLE CONSTRUCTION

OUTSOLE: NON MARKING CONTAGRIP®
CHASSIS: 4D ADVANCED CHASSIS™
MIDSOLE: MOLDED EVA
SOCKLINER: ORTHOLITE®
STACK HEIGHT: 28.5MM/17MM

*WEIGHT : Please note that communicated weights are approximate.

EXTREME COLD WEATHER

Superior insulation and weather protection combined with great traction for snow and ice. These boots deliver comfort and performance to ensure that when you brave extreme cold weather, your feet won't slow you down.



FORCES- EXTREME COLD WEATHER

TOUNDRA MID WP

Lightweight insulation, reinforced upper and aggressive Winter Contagrip sole make Toundra Climashield Waterproof ideal for sledding, hiking in snow, and cozy warmth in winter conditions down to -25°C / -12°F.

SS16



MEN

UK	EUR	US
6.5	40	7
7	40.5	7.5
7.5	41	8
8	42	8.5
8.5	42.5	9
9	43	9.5
9.5	44	10
10	44.5	10.5
10.5	45	11
11	46	11.5
11.5	46.5	12
12	47	12.5
12.5	48	13
13	48.5	13.5



L35295900

BLACK | BLACK | BLACK

WEIGHT* 460 G | 16.2 OZ (SIZE UK 5.5) • 550 G | 19.4 OZ (SIZE UK 8.5)

UPPER SPLIT SUEDE LEATHER • PROTECTIVE RUBBER HEEL CAP • PROTECTIVE RUBBER TOE CAP

LINING **MEMBRANE:** CLIMASHIELD™ WATERPROOF
LINING MATERIAL: SYNTHETIC FUR
LINING CONSTRUCTION: WATERPROOF BOOTIE CONSTRUCTION

SOLE CONSTRUCTION **OUTSOLE:** ICE GRIP RUBBER COMPOUND
MIDSOLE: INJECTED EVA
SOCKLINER: DIE CUT EVA

INSULATION TEMPERATURE CLIMATHERM HD™ • CLIMATHERMHD T°
EXTREME -44°C/-47°F • CLIMATHERMHD T° COMFORT -25°C/-12°F • CLIMATHERMHD T° COMFORT -18°C/-1°F

*WEIGHT : Please note that communicated weights are approximate.

The outsole is unique color, depending on the color of the shoe (black or gum).

FORCES- EXTREME COLD WEATHER

TOUNDRA PRO CSWP

Toundra Pro Climashield Waterproof is a superlight combination of leather and Aerogel insulation, for warmth, protection and fierce traction in winter conditions to -40° F / -40°C.

FW16

AVAILABLE FROM JULY 1ST



MEN

UK	EUR	US
6.5	40	7
7	40.5	7.5
7.5	41	8
8	42	8.5
8.5	42.5	9
9	43	9.5
9.5	44	10
10	44.5	10.5
10.5	45	11
11	46	11.5
11.5	46.5	12
12	47	12.5
12.5	48	13



L38131800

BLACK | BLACK | AUTOBANH

WEIGHT* 565 G | 19.9 OZ (SIZE UK 5.5) • 670 G | 23.6 OZ (SIZE UK 8.5)

UPPER PROTECTIVE RUBBER HEEL CAP • PROTECTIVE RUBBER TOE CAP • EXTERNAL HEEL COUNTER • HEEL FOAM • GUSSETED TONGUE

LINING **MEMBRANE:** CLIMASHIELD™ WATERPROOF
LINING MATERIAL: FURRY LINING • AEROGELS™ INSULATION • SYNTHETIC FUR


SOLE CONSTRUCTION **OUTSOLE:** ICE GRIP RUBBER COMPOUND
MIDSOLE: MOLDED EVA
SOCKLINER: DIE CUT EVA

INSULATION TEMPERATURE AEROTHERM T° EXTREME -78°C/-109°F • AEROTHERM T° LIMIT -40°C/-40°F • AEROTHERM T° COMFORT -30°C/-22°F

*WEIGHT : Please note that communicated weights are approximate.

The outsole is unique color, depending on the color of the shoe (black or gum).

RANGE RECAP





Kilonkallio 3 B, 02610 Espoo
Tel. +358 (0)9 554 334

sales@finnprotec.fi
www.finnprotec.fi

"Printed using vegetable ink on green satimat paper coming from renewable forests."

© SALOMON S.A.S. - France-Head Office - Metz-Tessy - F-74996 Annecy Cedex 9 - RCS-Annecy B 325 820 751 - Tel. (33) 4 50 65 41 41 - Fax. (33) 4 50 65 42 60 - HYPERLINK <<http://www.Salomon.com>> www.Salomon.com / This document is not contractual. Salomon reserves the right not to sell all the products in certain countries or to make any modifications it considers useful or necessary. All rights reserved. Any reproductions, partial or in full are prohibited. October 2015. Designed by Scopia / Photo credits: Concept illustrations & technical diagrams: Scopia / Design & Technical Illustrations: Guillaume Amphyon, Brad Potts, Mike Moser, Cord Amato / Product photos: Semaphore / Ambiance photos: Scott MARKEWITZ, Damien ROSSO, Jean-Charles DAL BEN, Jordi Saragossa, Getty.

